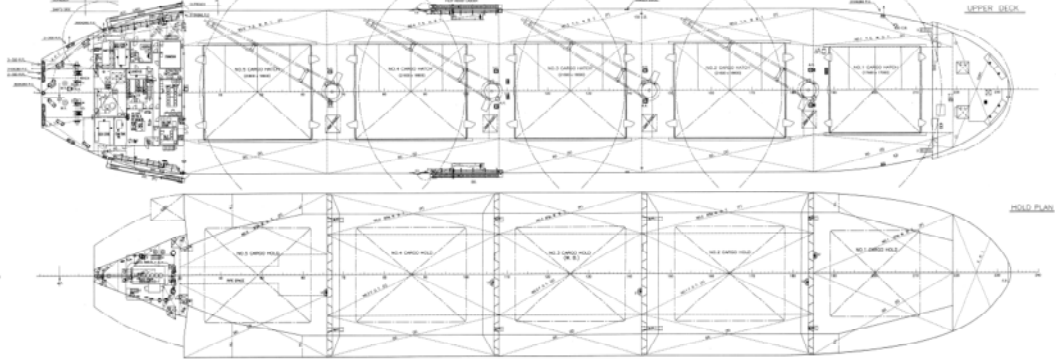
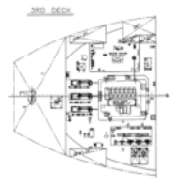
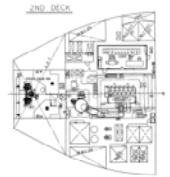
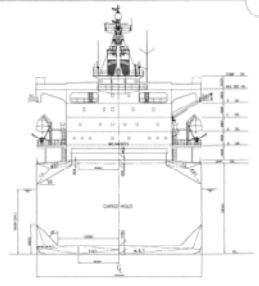
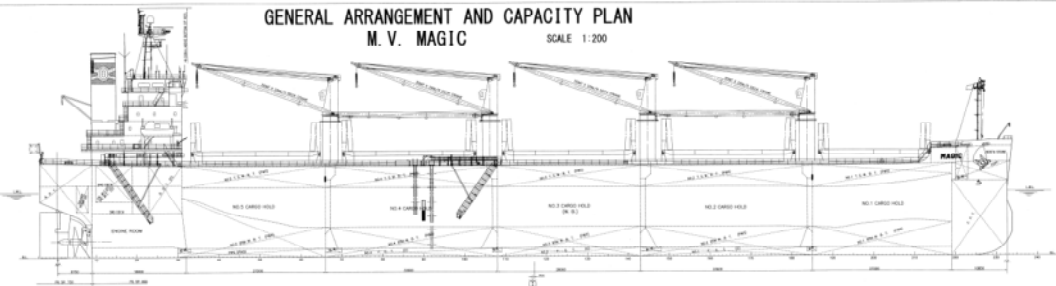
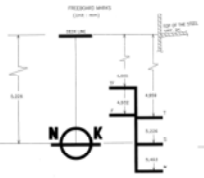


GENERAL ARRANGEMENT AND CAPACITY PLAN M. V. MAGIC

SCALE 1:200

LOADING										
SHIP'S CODE (CLASS CODE)	MAXIMUM TONNAGE	MAXIMUM TONNAGE (NET)	MAXIMUM TONNAGE (GROSS)	MAXIMUM TONNAGE (NET)	MAXIMUM TONNAGE (GROSS)	MAXIMUM TONNAGE (NET)	MAXIMUM TONNAGE (GROSS)	MAXIMUM TONNAGE (NET)	MAXIMUM TONNAGE (GROSS)	MAXIMUM TONNAGE (NET)
1000	1000	1000	1000	1000	1000	1000	1000	1000	1000	1000
2000	2000	2000	2000	2000	2000	2000	2000	2000	2000	2000
3000	3000	3000	3000	3000	3000	3000	3000	3000	3000	3000
4000	4000	4000	4000	4000	4000	4000	4000	4000	4000	4000
5000	5000	5000	5000	5000	5000	5000	5000	5000	5000	5000
6000	6000	6000	6000	6000	6000	6000	6000	6000	6000	6000
7000	7000	7000	7000	7000	7000	7000	7000	7000	7000	7000
8000	8000	8000	8000	8000	8000	8000	8000	8000	8000	8000
9000	9000	9000	9000	9000	9000	9000	9000	9000	9000	9000
10000	10000	10000	10000	10000	10000	10000	10000	10000	10000	10000

DEADWEIGHT SCALE										
SHIP	DEADWEIGHT	SALT WATER	NET	GROSS	NET	GROSS	NET	GROSS	NET	GROSS
1000	1000	1000	1000	1000	1000	1000	1000	1000	1000	1000
2000	2000	2000	2000	2000	2000	2000	2000	2000	2000	2000
3000	3000	3000	3000	3000	3000	3000	3000	3000	3000	3000
4000	4000	4000	4000	4000	4000	4000	4000	4000	4000	4000
5000	5000	5000	5000	5000	5000	5000	5000	5000	5000	5000
6000	6000	6000	6000	6000	6000	6000	6000	6000	6000	6000
7000	7000	7000	7000	7000	7000	7000	7000	7000	7000	7000
8000	8000	8000	8000	8000	8000	8000	8000	8000	8000	8000
9000	9000	9000	9000	9000	9000	9000	9000	9000	9000	9000
10000	10000	10000	10000	10000	10000	10000	10000	10000	10000	10000



PRINCIPAL PARTICULARS	
1. GENERAL ARRANGEMENT	SCALE 1:200
2. TANK CAPACITY	SCALE 1:200
3. DEADWEIGHT	SCALE 1:200
4. CARGO HOLD	SCALE 1:200
5. DECK	SCALE 1:200
6. SUPERSTRUCTURE	SCALE 1:200
7. MACHINERY	SCALE 1:200
8. ELECTRICAL	SCALE 1:200
9. PIPING	SCALE 1:200
10. RIGGING	SCALE 1:200
11. STOWAGE	SCALE 1:200
12. WEIGHTS	SCALE 1:200
13. DIMENSIONS	SCALE 1:200
14. MATERIALS	SCALE 1:200
15. FINISHES	SCALE 1:200
16. PAINTS	SCALE 1:200
17. GLASS	SCALE 1:200
18. METALS	SCALE 1:200
19. WOODS	SCALE 1:200
20. FABRICS	SCALE 1:200
21. FITTINGS	SCALE 1:200
22. EQUIPMENT	SCALE 1:200
23. INSTRUMENTS	SCALE 1:200
24. TOOLS	SCALE 1:200
25. SUPPLIES	SCALE 1:200
26. FOOD	SCALE 1:200
27. MEDICAL	SCALE 1:200
28. BOOKS	SCALE 1:200
29. PAPERS	SCALE 1:200
30. OTHER	SCALE 1:200

FINISHED PLAN

MAGIC SC-093

GENERAL ARRANGEMENT AND
CAPACITY PLAN
(WITH DEADWEIGHT SCALE)

1/200 1:20000

LIST NO. 10-3 TULSAH HOLDING CORPORATION