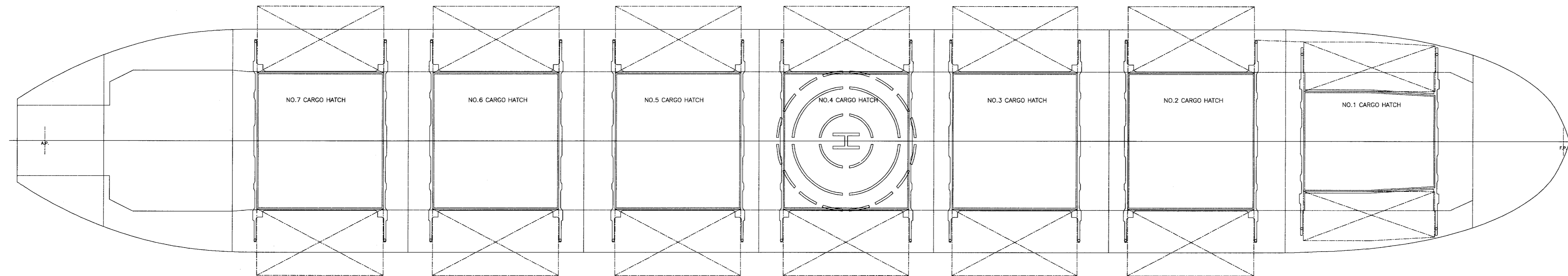
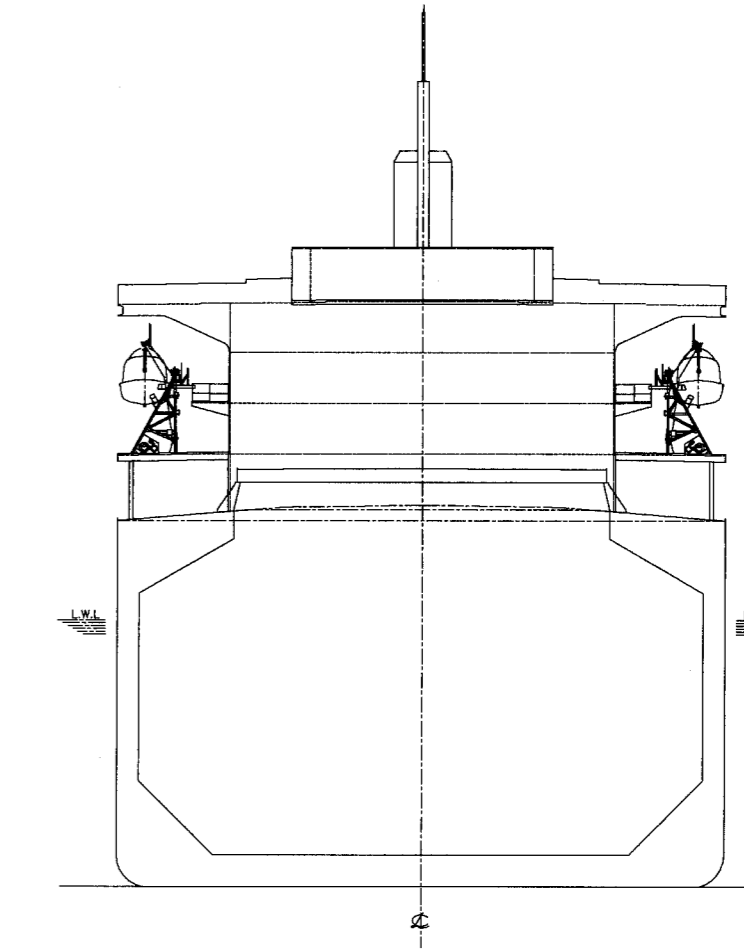
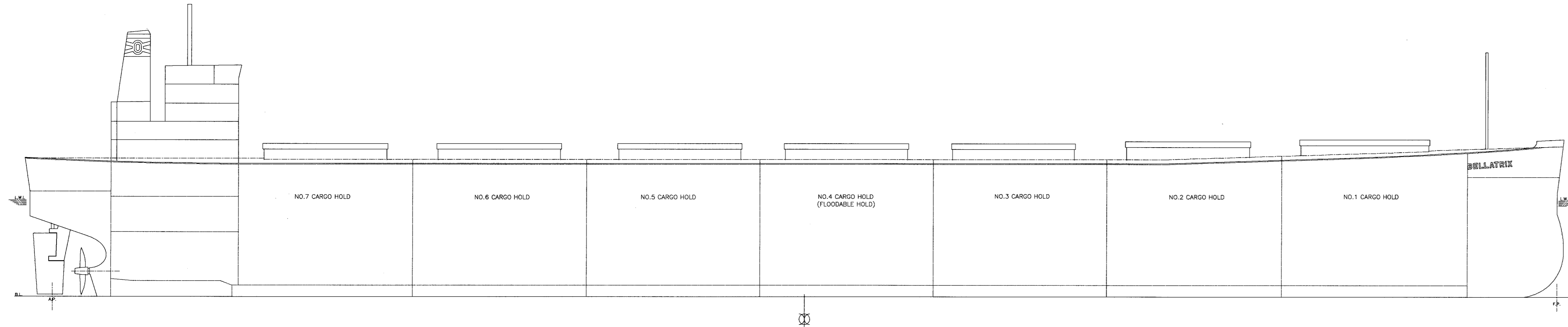


M.V. " BELLATRIX " CAPACITY PLAN



ITEM	LOCATION FR. NO.	GRAIN CAPACITY (m ³)			BALE CAPACITY (m ³)			CENTER OF GRAVITY (m)	
		HOLD	HATCH	TOTAL	HOLD	HATCH	TOTAL	NO. G	K G
NO.1 CARGO HOLD	193 - 222	12,363	274	12,637	12,277	274	12,551	-81.97	11.66
NO.2 CARGO HOLD	166 - 193	12,632	627	13,259	12,584	627	13,211	-56.32	11.27
NO.3 CARGO HOLD	139 - 166	12,530	510	13,040	12,486	510	12,996	-30.87	11.09
NO.4 CARGO HOLD	112 - 139	11,798	510	12,308	11,753	510	12,263	-6.08	11.17
NO.5 CARGO HOLD	85 - 112	12,530	510	13,040	12,486	510	12,996	18.71	11.09
NO.6 CARGO HOLD	58 - 85	12,506	510	13,016	12,462	510	12,972	44.15	11.09
NO.7 CARGO HOLD	31 - 58	11,674	510	12,184	11,622	510	12,132	69.38	11.50
TOTAL	-	86,033	3,451	89,484	85,670	3,451	89,121	-	-

NOTE : 1) THE FIGURES OF CUBIC BALE CAPACITY INCLUDE THE CAPACITY OF BULKHEAD CORRUGATION SPACE.

ITEM	LOCATION FR. NO.	VOLUME (m ³)	WEIGHT (MT)	CENTER OF GRAVITY (m)		MAX. F.S.I. MOMENT (m ³)
				NO. G	K G	
FORE PEAK TANK	222 - F.E.	2,154.4	2,208	-101.44	9.28	3,490
NO.1 WATER BALLAST TANK (P)	193 - 222	1,852.7	1,899	-82.63	8.12	6,448
NO.1 WATER BALLAST TANK (S)	193 - 222	1,852.7	1,899	-82.63	8.12	6,448
NO.2/3 WATER BALLAST TANK (P)	139 - 193	3,410.4	3,496	-44.09	7.49	17,664
NO.2/3 WATER BALLAST TANK (S)	139 - 193	3,410.4	3,496	-44.09	7.49	17,664
NO.4 WATER BALLAST TANK (P)	112 - 139	1,416.4	1,452	-6.09	8.82	1,695
NO.4 WATER BALLAST TANK (S)	112 - 139	1,417.9	1,453	-6.08	8.81	1,700
NO.5/6 WATER BALLAST TANK (P)	58 - 112	2,819.3	2,890	31.82	8.86	3,353
NO.5/6 WATER BALLAST TANK (S)	58 - 112	2,817.3	2,888	31.81	8.86	3,344
NO.7 WATER BALLAST TANK (P)	30 - 58	1,456.9	1,493	69.76	9.69	1,620
NO.7 WATER BALLAST TANK (S)	30 - 58	1,414.2	1,450	70.44	10.20	700
AFT PEAK TANK	A.E. - 10	833.1	854	106.11	13.02	7,118
SUM	-	24,855.7	25,478	-	-	-
NO.4 HOLD (V.B.)	112 - 139	12,308.0	12,516	-6.08	11.17	54,354
TOTAL	-	37,163.7	38,094	-	-	-

NOTE: SIGN FOR DISTANCE TO BE AS FOLLOWS:
 (-) SIGN: FORWARD FROM MIDSHIP
 (+) SIGN: AFT FROM MIDSHIP

ITEM	LOCATION FR. NO.	VOLUME (m ³)		WEIGHT (MT)	CENTER OF GRAVITY (m)		MAX. F.S.I. MOMENT (m ³)
		100% FULL	95% FULL		NO. G	K G	
NO.1 FUEL OIL TANK (C)	112 - 139	573.3	550.4	523	-6.11	0.85	5,320
NO.2 FUEL OIL TANK (C)	85 - 112	575.2	552.2	525	19.26	0.85	5,330
NO.3 FUEL OIL TANK (C)	58 - 85	573.9	550.9	523	44.54	0.85	5,344
NO.4 FUEL OIL TANK (C)	29 - 58	434.1	416.7	396	68.01	0.85	2,987
SUM	-	2,156.5	2,070.2	1,967	-	-	-
H.F.O. SERV. TANK (S)	26 - 29	* 18.1	17.4	17	85.90	16.72	4
H.F.O. SERV. TANK (S)	23 - 26	* 19.0	18.2	17	88.60	16.79	4
SUM	-	37.1	35.6	34	-	-	-
TOTAL	-	2,193.6	2,105.8	2,001	-	-	-

TANK CAPACITY MARKED * INDICATES UP TO THE OVERFLOW PIPE LINE.

ITEM	LOCATION FR. NO.	VOLUME (m ³)		WEIGHT (MT)	CENTER OF GRAVITY (m)		MAX. F.S.I. MOMENT (m ³)
		100% FULL	95% FULL		NO. G	K G	
DIESEL OIL TANK (S)	30 - 58	122.6	117.7	104	69.08	0.85	330
D.O. SERV. TANK (S)	17 - 20	* 22.5	21.6	19	94.00	16.60	4
TOTAL	-	145.1	139.3	123	-	-	-

TANK CAPACITY MARKED * INDICATES UP TO THE OVERFLOW PIPE LINE.